



warmup®
Est. 1994

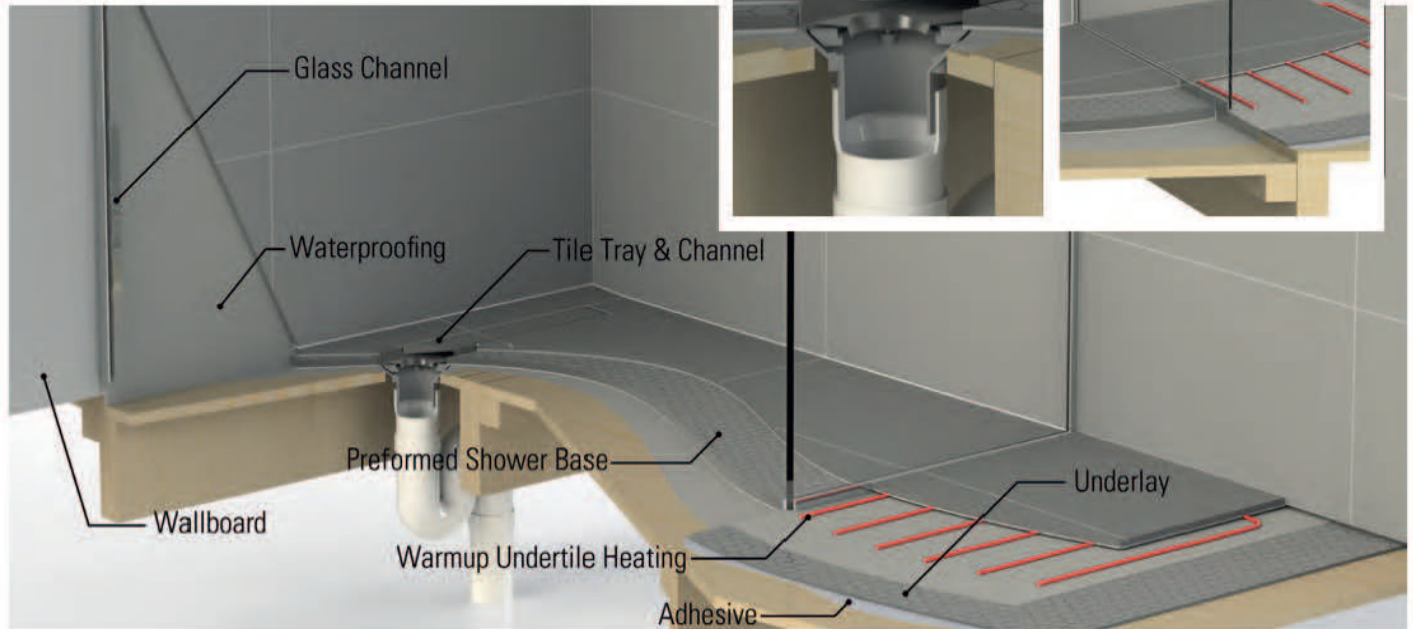
Underfloor heating | Tiled shower solutions

WATERPROOFED Shower System

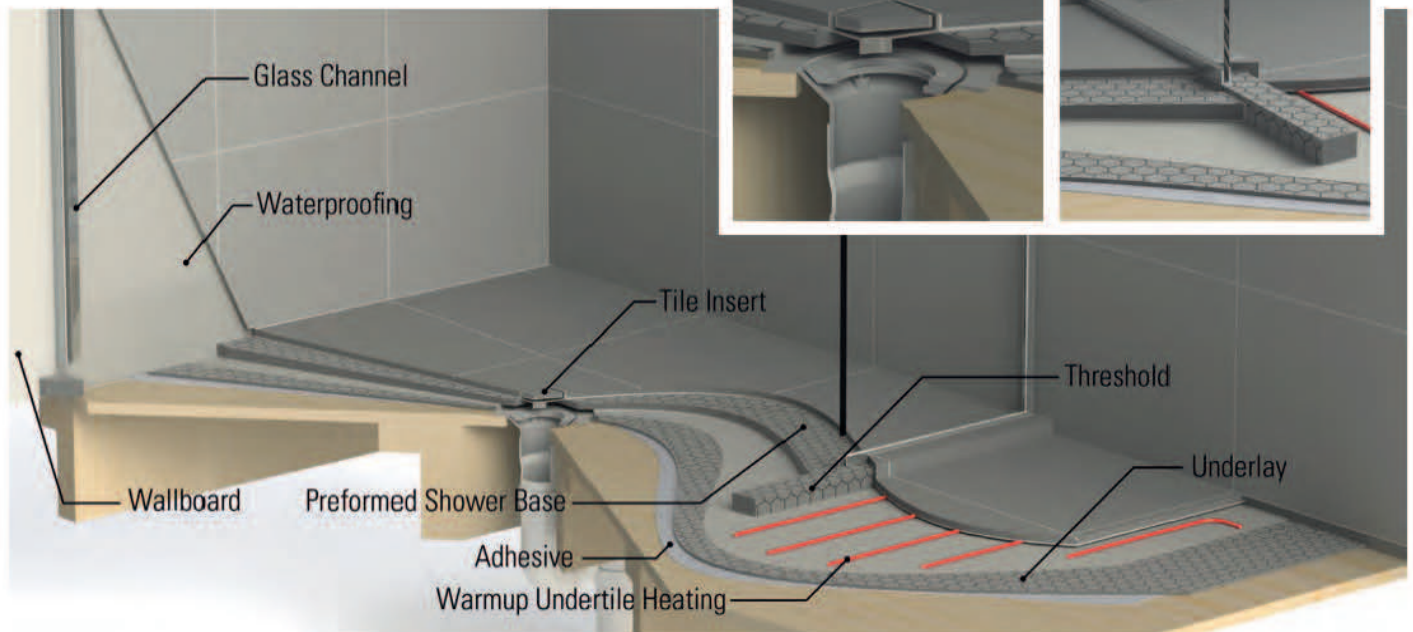
A NEW LEVEL OF BATHROOM DESIGN

Our bathrooms have evolved into a private sanctuary where we unwind and allow ourselves a well-deserved moment of solitude and pampering at the end of the day. The Warmup Waterproofed Shower System offers you a well laid-out bathroom with underfloor heating and a tiled shower that oozes luxury and style.

Shower system level entry and channel drain



Shower system hob and centre drain



technical features

- Weldable sheet membrane waterproofing incorporating clamp waste
- Level entry or low profile thresholds
- Traditional centre and off centre wastes as well as a full range of increasingly popular channel (strip) drains
- System is suitable for concrete or timber floors
- Glass incorporated: Full range of 10mm frameless - standard sized for economy or custom fitted for perfection
- BRANZ appraised, individually as components and jointly as a system
- Designed with ALL associated trades in mind
- Full architectural specifications available

other features include:

- Undertile heating
- Incorporation of appropriate underlay (insulating, acoustic, strengthening)
- Consistent shower falls specific to waste type
- Pre-channelling for glass (before tiling) confining water within the immediate shower boundaries
- Extensive range of decorative channel and square waste options



Components of the Waterproofed Shower System

- 1 Marmox Insulation Board & Shower bases
- 2 Waterproofing Sheet Membrane
- 3 Warmup Undertile Heating
- 4 Floor Levelling Compound
- 5 Glass Channel
- 6 Tranquillity Channel drain




Marmox Multiboards

- The perfect solution for insulating and waterproofing in one operation.
- Excellent insulation properties
- Provides an ideal base for cost-effective underfloor heating
- Does not absorb moisture making it ideal for bathrooms
- Non toxic (does not contain any VOCs or emit any dangerous substances).



Marmox Shower Base

A fully waterproof, customisable, ready to tile over pre-formed floor level panel that can be easily cut to fit any shower layout or design. This eco-friendly, lightweight shower base can be placed directly onto a timber or concrete floor and can be customised to suit all shower layouts.




Waterproofing Sheet Membrane

A high performance solution where the entire bathroom is waterproofed with weldable fast drying sheet membrane waterproofing, which has excellent flexibility at all temperatures.

Undertile Heating

Approved and certified to New Zealand Standards, Undertile heating is the best heating solution for bathrooms. It is silent, comfortable and cost-effective to run. Warmup undertile heating offers a lifetime warranty when installed by a Warmup installer.



Floor Levelling Compound

A polymer modified cement based levelling mortar that can be applied to damp concrete, is compatible with most floor coverings and has good adhesion to concrete surfaces.



Glass Channel

The glass channel is custom made and measured on site. It is installed directly on the waterproofed shower system and is recessed between the shower and the floor tiles.




Channel drain TILE INSERT



Point drain TILE INSERT



Channel drain MESH



Point drain MESH



Channel drain LINEAR



Point drain LINEAR

The brushed Channel & Point drains are available in 3 finishes - Brushed Stainless/ Brushed Matt Black/ Brushed Gun-Metal



Channel drain BRUSHED STAINLESS



Point drain BRUSHED SS

Channel drain sizes:

800/900*/1000/1200/1800*mm (l) x 69mm (w) x 21mm (d) - Ø45mm

Required waste flange minimum Ø50mm

Point drain sizes: 110mm (2) x 110mm (w) x 21mm (d) - Ø65mm

Required waste flange minimum Ø80mm

tranquillity
bathroomware

Tranquillity Channel & Point Drains

These drains have a superior fall, a centre outlet and add a luxurious finish to your shower area. Our range of designs and sizes allows a choice to complement your bathroom theme. Custom sized drains are available on request.

the warmup advantage

Warmup provides you with a warranted waterproof tiled shower solution that is fully integrated with the Warmup underfloor heating system.

- Designed and installed solution
- Limitless design possibilities
- Ideal for people with less mobility such as the elderly and young children.
- Durable construction using premium quality products
- Easy to maintain
- You'll get a designer look that adds value.
- Independently tested waterproofing system
- BRANZ appraised, individually as components and jointly as a system
- Backed by an established New Zealand company





Warmup Distributors in the below locations offer the Warmup Waterproofed Shower System. If you are in any of these locations, you can discuss the details of your project directly with your local Warmup distributor.

Auckland

Warmup ANS Ltd

T 09 820 2500

E auckland@warmup.co.nz

Waikato

Warmup Waikato

T 07 847 9597

E warmup@impacttiling.co.nz

Wellington

Warmup Wellington

T 04 385 6803

E wellington@warmup.co.nz

Christchurch

Warmup Canterbury

T 03 338 7586

E admin@warmupcanterbury.co.nz

Queenstown

Warmup Queenstown

T 0274 338 244

E ned@warmup.co.nz

To arrange a no-obligation free quotation please call our freephone number 0800 927 687.

warmup.co.nz | **warmup.co.nz**

warmup[®]
Est. 1994

Underfloor heating | Tiled shower solutions