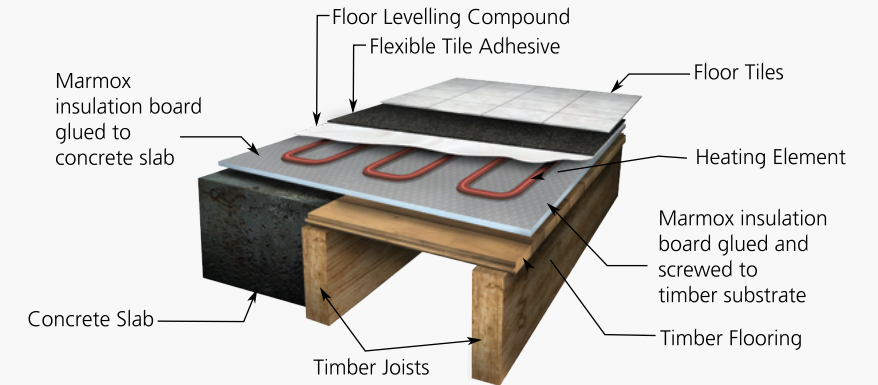
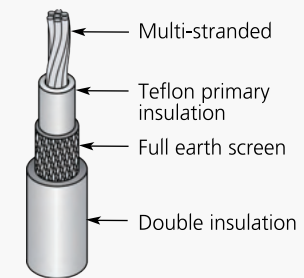


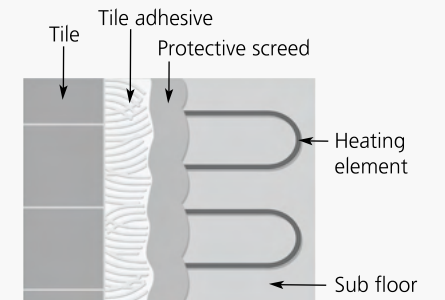
WARMUP UNDERTILE HEATING WITH MARMOX INSULATION BOARD INSTALLED ON A TIMBER/CONCRETE FLOOR



Wire Cross-Section



Installation Diagram



## UNDERTILE

Ceramic, porcelain, terracotta, stone, slate, marble or wood undertile heating makes your tiled floor feel as great as it looks. In fact, it enhances the appearance of the whole room because there is no ugly hardware in sight. The heat from an undertile heating wire transfers to the floor surface quickly, warming the floor surface where you require it. If it wasn't for the lovely warm feeling in the room, you would never know it had been fitted.

Radiant heat is recommended by health professionals, especially for asthma sufferers.

Warmup's undertile heating system is a result of more than two decades of advanced research and development. Warmup brings you a new dimension in affordable, luxurious, effective heating which is simple to operate and maintenance free. Simply set your thermostat to the desired comfort level and feel the luxurious warmth. To ensure optimal heat retention, consider installing with Marmox insulation boards.

### Running Costs

Medium Bedroom	3m <sup>2</sup> - 4m <sup>2</sup>	\$0.26/kwatt/hr	4 hours/day	=\$0.53/day
----------------	-----------------------------------	-----------------	-------------	-------------



### Features

- Warmup undertile heating warms the floor surface where you require it. Combining correct control with the correct installation gives you a cost-effective system with no more cold spots or chilly drafts.
- Easily installed in both new and existing homes, installation is done just before tiling, causing minimum disruption to your project.
- With all features completely hidden, there's no threat to prying little fingers.
- Our heating elements and controls are approved and certified to New Zealand and Australian standards.
- No maintenance or annual checks - simply turn on and enjoy.

### Easy to install DIY kits

Warmup offers undertile heating in easy-to-install DIY kits with comprehensive installation instructions included.

- Kit contains
- Undertile heating element
  - Adhesive spray
  - UT tape
  - Watchdog continuity alarm
  - Installation manual



Undertile kits are sold at participating retailers. Visit our website [www.warmup.co.nz](http://www.warmup.co.nz) for more information.